

Erbium Doped Fiber for C-band

Product Information

Issue Date: 2005/3/1

Page : 1 of 2

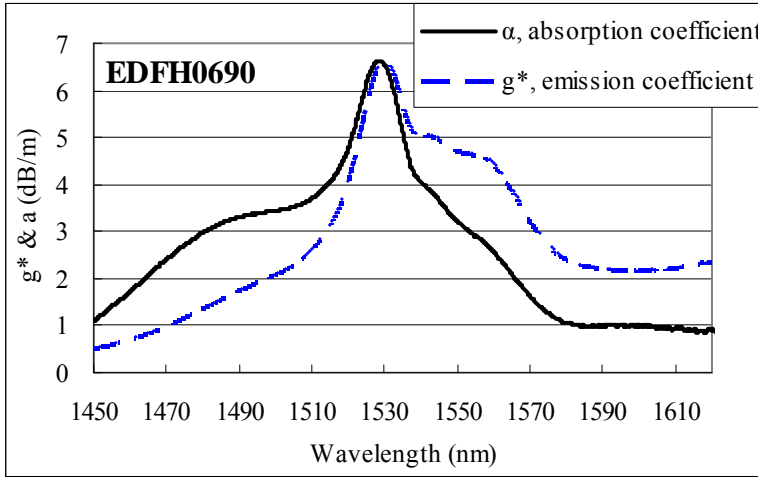
INTRODUCTION

Prime Optical Fiber Corporation (POFC) develops its own process to produce high-quality Erbium Doped Fiber (EDF). It is ideally suitable to high performance long haul or metro EDFA's.

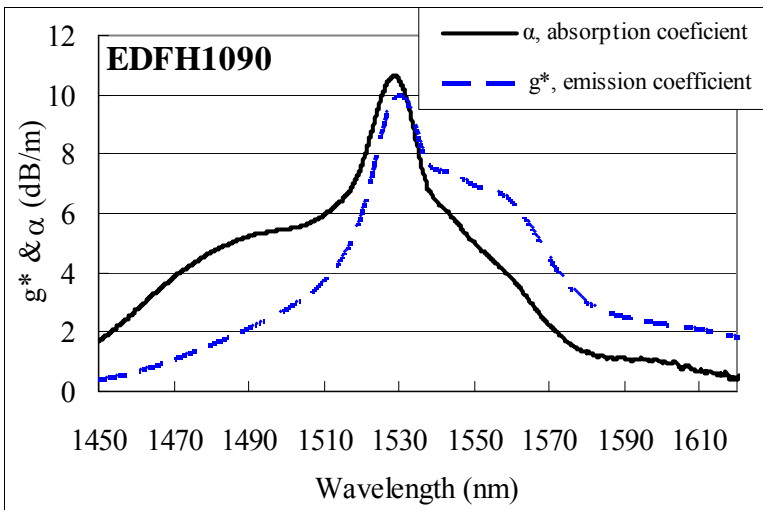
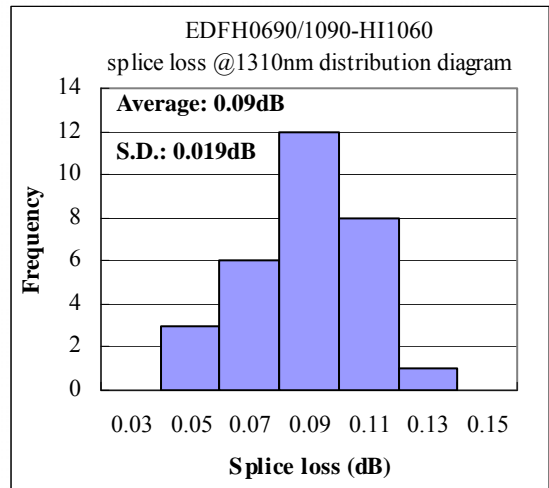
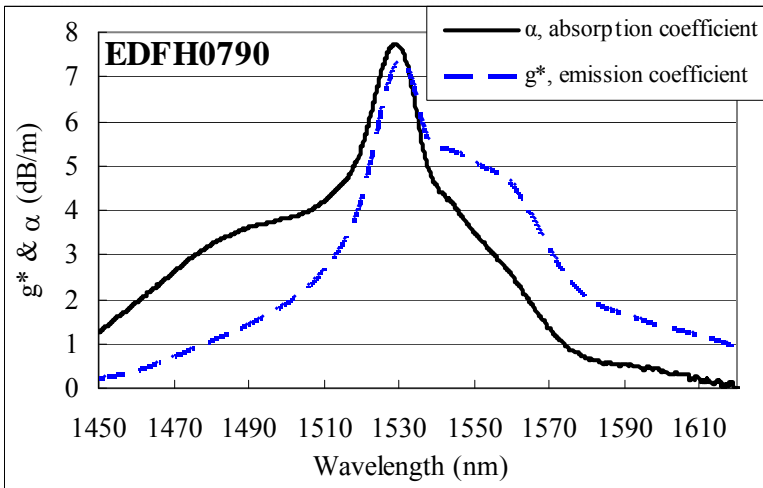
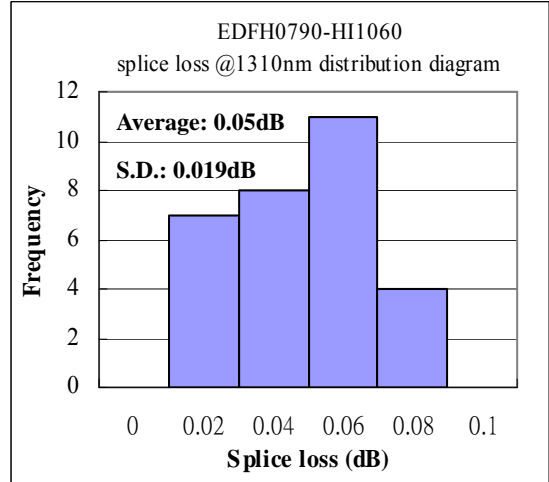
SPECIFICATIONS

Product Name	EDFH0690	EDFH0790	EDFH1090
Absorption Coefficient @ 1530 nm	5.5 ~ 7.5 dB/m	6 ~ 8 dB/m	9 ~ 11 dB/m
Variation within one batch @ 1530nm	4% of peak/km	4% of peak/km	4% of peak/km
Absorption Coefficient @ 980 nm	3.2 ~ 4.4 dB/m	5.0 ~ 5.6 dB/m	6.7 ~ 7.9 dB/m
Variation within one batch @ 980nm	4% of peak/km	4% of peak/km	4% of peak/km
Background loss @ 1200 nm	≤ 10 dB/km	≤ 5 dB/km	≤ 10 dB/km
Cut-off Wavelength	930 ± 50 nm	900 ± 50 nm	900 ± 50 nm
Numerical Aperture	0.21 ± 0.02	0.20 ± 0.02	0.21 ± 0.02
Mode Field Diameter @ 1550 nm	6.4 ± 0.5 μm	6.9 ± 0.5 μm	6.42 ± 0.5 μm
Mode Field Diameter @ 980 nm	3.7 ± 0.3 μm	4.2 ± 0.3 μm	3.6 ± 0.3 μm
Core Diameter	3.2 ± 0.3 μm	3.7 ± 0.3 μm	3.2 ± 0.3 μm
Cladding Diameter	125 ± 1 μm	125 ± 1 μm	125 ± 1 μm
Coating Diameter	245 ± 10 μm	245 ± 10 μm	245 ± 10 μm
Core/ Cladding Concentricity	≤ 0.5 μm	≤ 0.5 μm	≤ 0.5 μm
Cladding/ Coating Concentricity	≤ 12 μm	≤ 12 μm	≤ 12 μm
Co-dopants	Ge/Al	Ge/Al	Ge/Al
Coating Type	Dual Acrylate	Dual Acrylate	Dual Acrylate
Proof Test	100 or 200 kpsi	100 or 200 kpsi	100 or 200 kpsi
Splice loss to standard single mode fiber	≤ 0.2 dB	≤ 0.2 dB	≤ 0.2 dB
Length	Customize	Customize	Customize

Absorption & Emission Spectra



Splice Loss Result



Schematic of splice loss test assembly

